



Family and friends (interpersonal
relationships)
reading: flow chart completion



CONTENTS



Family and friends
vocabulary



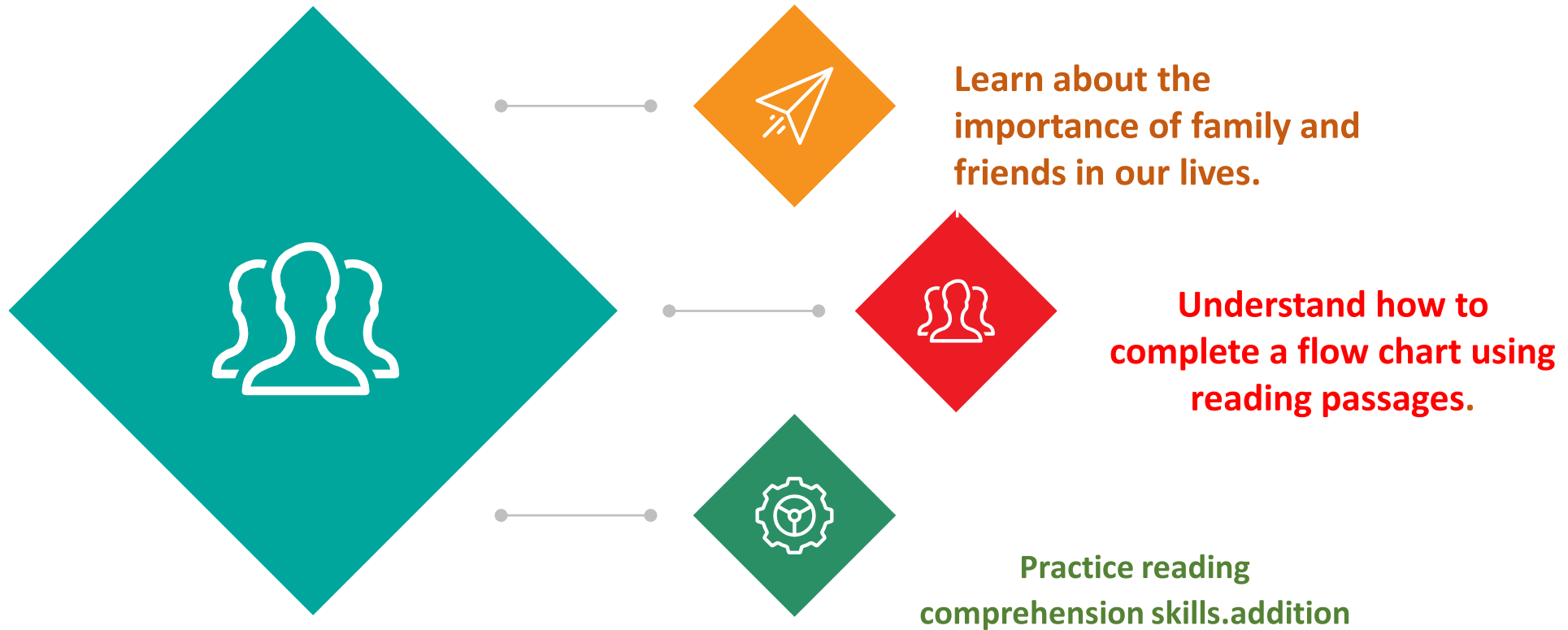
Interpersonal
relationships



Reading
flow chart



Objectives



PART 01



Family and friends vocabulary



Topic vocabulariers



Types of family

Nuclear Family: Parents and children living together.

Extended Family: Includes grandparents, uncles, aunts, and cousins.

Blended Family: Families with step-parents or step-siblings.

Family Members

Parent: A mother or father.

Sibling: A brother or sister.

Child: A son or daughter.



Marriage and Legal Relationships

Spouse: A husband or wife.

In-laws: Relatives by marriage, such as a mother-in-law or brother-in-law.

Guardian: A person legally responsible for caring for a child.

Other Relatives

Grandparent: A parent of your mother or father.

Cousin: A child of your aunt or uncle.

Relative: A person connected to you by blood or marriage.



Why friends are important?



Friends share our joys, celebrate successes, and support us in tough times.

They teach us trust, empathy, and effective communication skills.

They provide honest advice and help us grow as individuals.



Good friends boost our confidence and mental health.

Friendships help reduce stress and create lifelong memories.

PART 02



Interpersonal relationships



Types of Interpersonal Relationships



Family Relationships: Bonds between parents, siblings, and extended family

Professional Relationships:
Workplace connections with colleagues or mentors.

Friendships: Voluntary connections based on trust and shared interests.

Romantic Relationships:
Intimate bonds between partners

Community Relationships:
Connections with neighbors or members of a social group.





Benefits of healthy relationships



PART 03



Reading
flow chart




Steps to Complete a Flow Chart



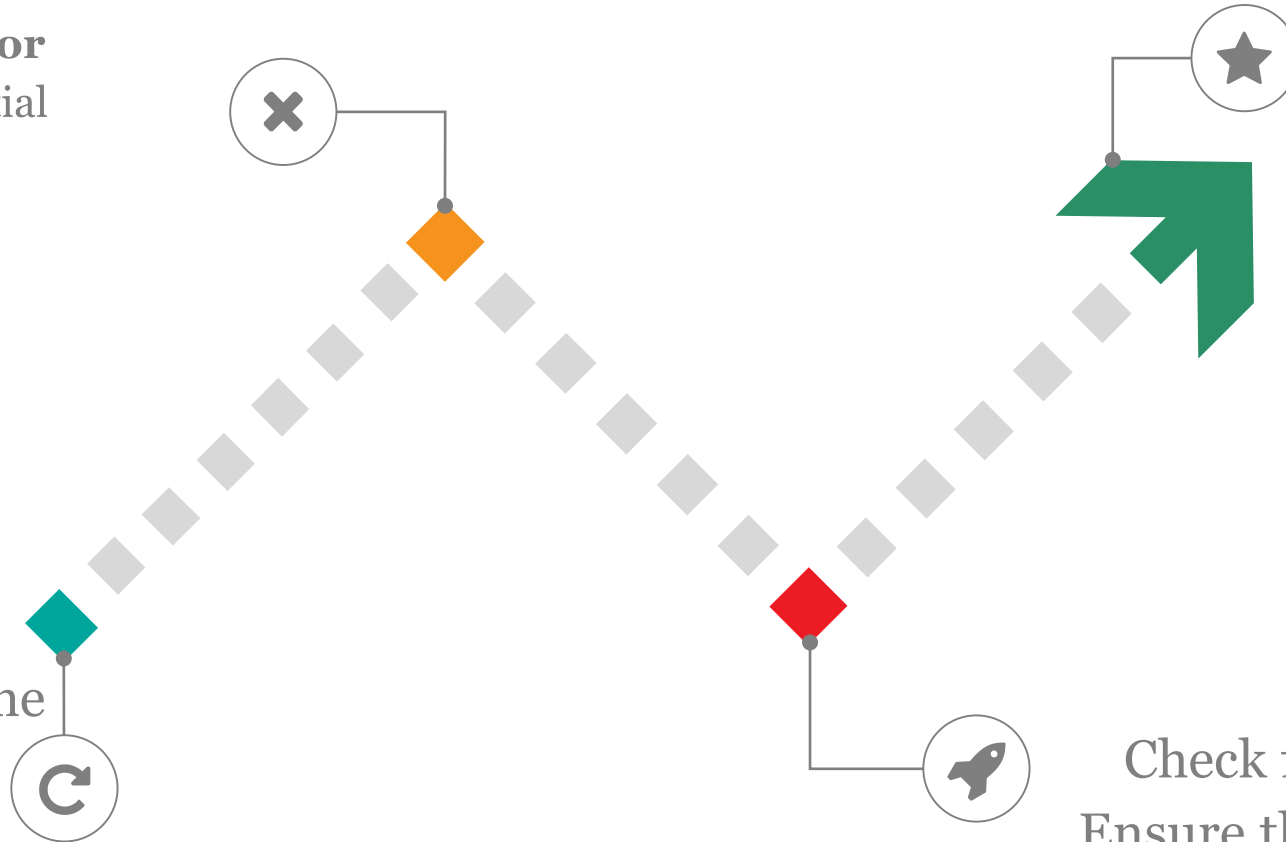
Identify Key Actions or Steps: Look for sequential information.

Read the Passage Carefully: Understand the main idea and details.

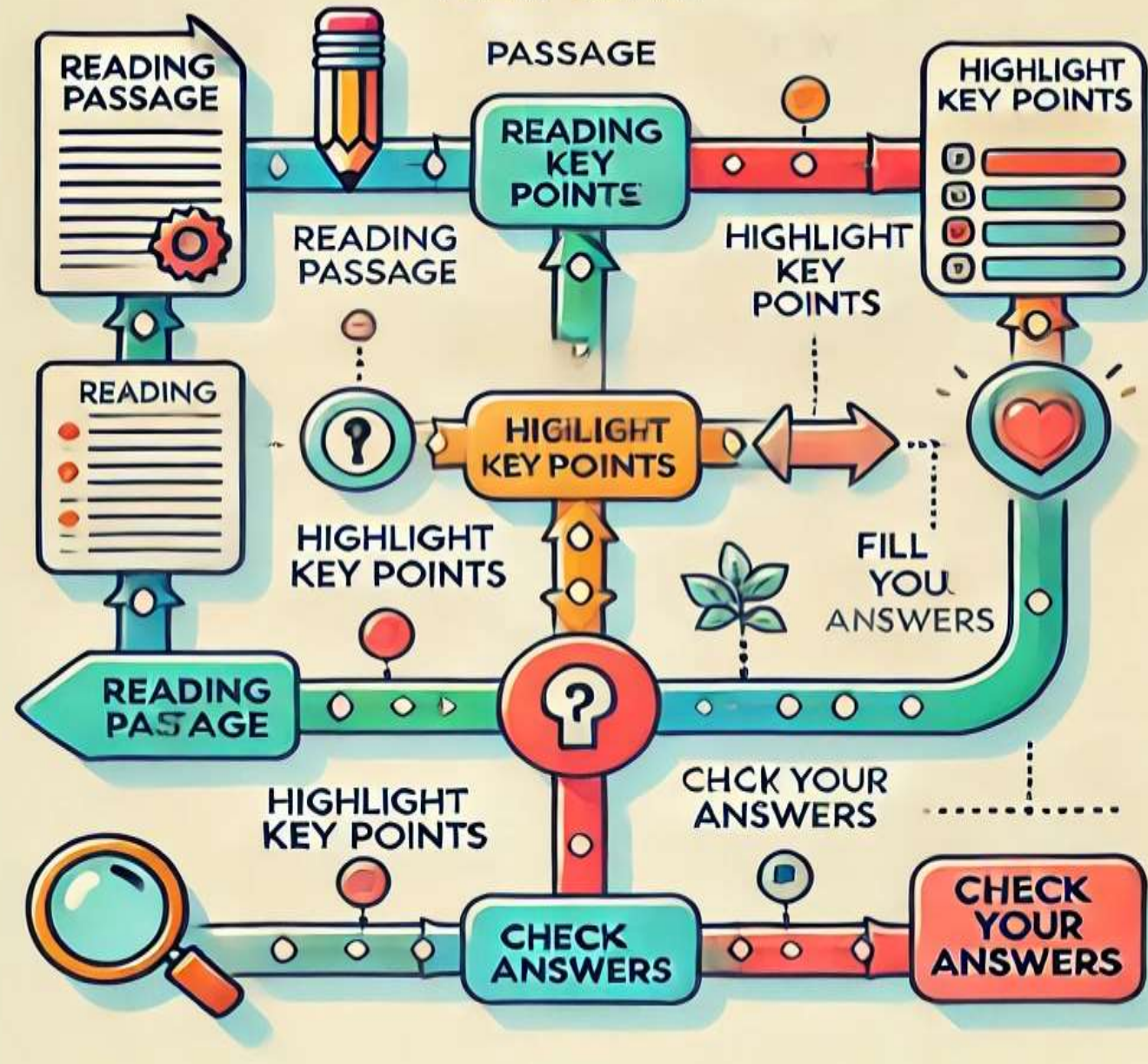
Match Information to the Flow Chart: Fill in the blanks using keywords or phrases.



Check for Logical Order: Ensure the flow chart makes sense



FLAW CHART





Example of flow chart



Complete the flow-chart below.

Choose **NO MORE THAN TWO WORDS AND/OR A NUMBER** from the passage for each answer.

Write your answers in boxes 34–39 on your answer sheet.

Method of determining where the ancestors of turtles and tortoises come from

tailieutienganh.net | up-to-date IELTS materials

Step 1

71 species of living turtles and tortoises were examined and a total of **34** were taken from the bones of their forelimbs.



Step 2

The data was recorded on a **35** (necessary for comparing the information).
Outcome: Land tortoises were represented by a dense **36** of points towards the top.

Sea turtles were grouped together in the bottom part.



Step 3

The same data was collected from some living **37** species and added to the other results.

Outcome: The points for these species turned out to be positioned about **38** up the triangle between the land tortoises and the sea turtles.



Step 4

Bones of *P. quenstedti* and *P. talampayensis* were examined in a similar way and the results added.

Outcome: The position of the points indicated that both these ancient creatures were **39**



Thanks for your attention

